



PANSKURA BANAMALI COLLEGE

(AUTONOMOUS)

Affiliated to VIDYASAGAR UNIVERSITY

NAAC Re-accredited 'A' Grade (2016 – 2023)

ISO 9001:2015, 14001:2015 & 50001:2018 Certified

DST-FIST (Govt. of India), BOOST-DBT (Govt. of West Bengal) sponsored College

Website : www.panskurabanamalicollege.orgE-mail : principal.pbc@gmail.com

P.O. - PANSKURA R.S. : PIN – 721152 : DIST. - PURBA MEDINIPUR : WEST BENGAL : INDIA

NOTICE

Date : 04.09.2025

Students of B.A./B.Sc./B.Com.(Major) courses who appeared/ passed in 2nd Semester Exam., are hereby directed to get admission in 3rd Semester through online payment as per the instruction and schedule given below:

Date of Admission : From 05.09.2025 to 13.09.2025**Schedule of 3rd Semester Admission, 2025**

Subject	Amount (Excluding Bank Charges)	Subject	Amount (Excluding Bank Charges)
Physics (M)	3005/-	Bengali (M)	2365/-
Chemistry (M)	3105/-	English (M), Santali(M)	2345/-
Mathematics(M)	2905/-	History(M), Philosophy(M)	2345/-
Comp. Science(M)	8705/-	Sanskrit, Pol. Sc. (M)	2345/-
B.C.A. (M)	10400/-	Music (M)	2445/-
Geography (M)	4005/-	Education (M)	2345/-
Economics (M)	2705/-	Phy. Edn. (Double Major)	2745/-
Microbiology (M)	11330/-	NCC (Double Major)	4095/-
Biotechnology(M)	11330/-	B. Com. (M)	2735/-
Physiology (M)	3845/-		
Zoology (M)	3845/-		
Botany (M)	3845/-		

(End Semester Exam. Fees are included)

For 3rd Semester Admission

MIC Subject	Addl. Fees	MIC Subject	Addl. Fees
Comp. Science	500/-	Music	1200/-
Geography	200/-		

Instruction for Online payment:Website: **Student Portal** of Panskura Banamali College (Autonomous)

Students are instructed to submit their Admission Receipts to their respective Dept. for verification and confirmation within 18.09.2025.



Principal

Panskura Banamali College

(Autonomous)



Copy to Notice Board



STUDENT FEES PAYMENT PROCESS

This is a manual to submit fees through the College website -

“<https://panskurabanamalicollege.ac.in/>”

**** The steps of the process are as follows -**

1. Go to **College Website** (<https://panskurabanamalicollege.ac.in/>) then go to “**Student Log In**” (<https://erp.panskurabanamalicollege.org/StudentPortal/Login.aspx>) button.
2. Enter your **Student ID** in the Student ID field (suppose your student id is – 111224)
3. The **password** will be same as the **Student ID** (your password is 111224) -> click on the “**LOG IN**” Button to access the students’ dashboard.

The screenshot shows the Student Portal interface. On the left is a vertical menu with options: Fees Payment, Learning HUB, Attendance, Feedback, Support, Exam, Notice, and Library. The main content area is titled 'Student Portal' and contains a 'Notice' section and a 'Login' box. The 'Login' box has fields for 'Enter Student ID' and 'Enter Password', a 'Remember me' checkbox, a 'Forgot Password?' link, and a 'Sign In' button. Below the login box is a link that says 'Click to Find your Student ID'.

STUDENTS' LOGIN PAGE



4. If you scroll down through this page you can find your id by choosing your **“COURSE”** from the dropdown and enter **“YOUR NAME”** in the box and click on **“SHOW”** button.

Sign In

Enter your Student ID and Password & Login
 If you do not remember your password click on "Forgot Password" option

FIND DETAILS

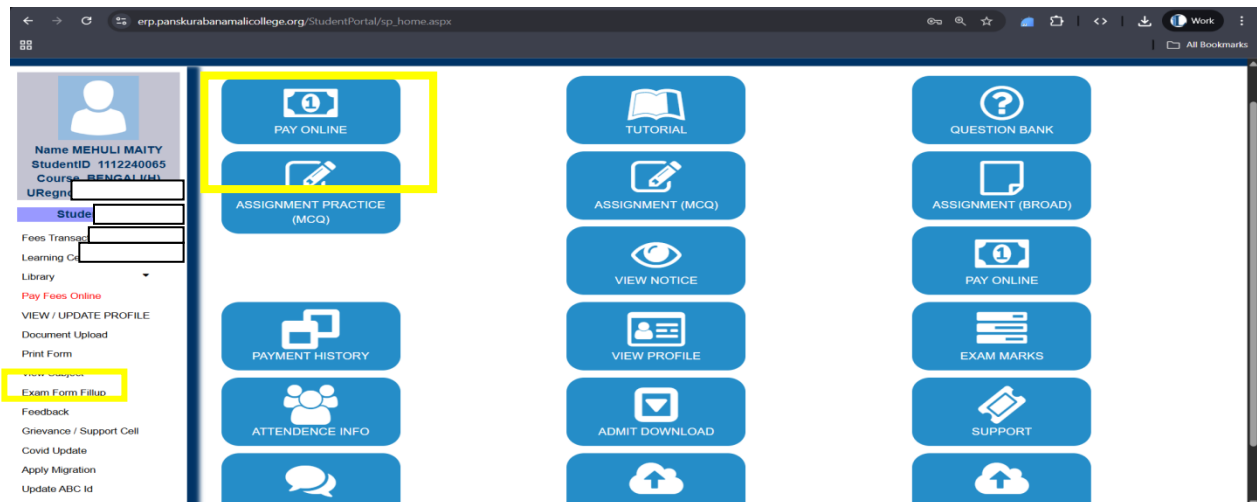
Select Course: All Courses (dropdown)
 Enter Name: [Text Box]
 SHOW (button)

Online Payment Schedule New Student Registration Request

Left sidebar menu: Fees Payment, Learning HUB, Attendance, Feedback, Support, Exam, Notice, Library


STUDENTS' ID PAGE

5. After logging in, you will see two red tabs on the left side as **“PAY FESS ONLINE”** or click on the **“PAY ONLINE”** button in the dashboard.



STUDENTS' DASHBOARD FOR FEES PAYMENT

6. In the fees payment dashboard you will get the “**SEMESTER**” and “**PAYMENT**” as a dropdown. By default it will be chosen, else you can choose. Finally click on the checkbox for “**TICK TO CONFIRM BEFORE PAYMENT**”-> click on the “**CONTINUE**” button.



Name

StudentID

Course

URegno

Student Panel

- Fees Transaction ▾
- Learning Center ▾
- Library ▾
- Pay Fees Online
- VIEW / UPDATE PROFILE
- Document Upload
- Print Form
- View Subject

PAYMENT FOR NEP curriculam for SEMESTER :

Select Semester & Payment :
3 ▾
ADMISSION ▾
Continue


Note: Please note that after completion of the online payment if you do not get the receipt please contact college office


with the transaction Id (will get after clicking on continue button) after 48 hrs. **Do Not Make Double Payment.**

☒
Tick to Confirm before payment

STUDENTS' SEMESTER & PAYMENT FOR FEES PAYMENT

7. Check the **Mobile no**, **Email id** and **UNIVERSITY REGISTRATION NO** along with the Amount of fees to be paid -> click on the **PAY** button to make the payment (via UPI/Net banking/credit card, etc.).


Home Password Log Out



Name

StudentID

Course

URegno

Student Panel

- Fees Transaction ▾
- Learning Center ▾
- Library ▾
- Pay Fees Online
- VIEW / UPDATE PROFILE
- Document Upload
- Print Form
- View Subject
- Exam Form Fillup
- Feedback

PAYMENT FOR NEP curriculam for SEMESTER :

Select Semester & Payment :
3 ▾
ADMISSION ▾
Continue

Select Payment Method: RAZORPAY ▾

Mobile No.

Email.

University Registration No.

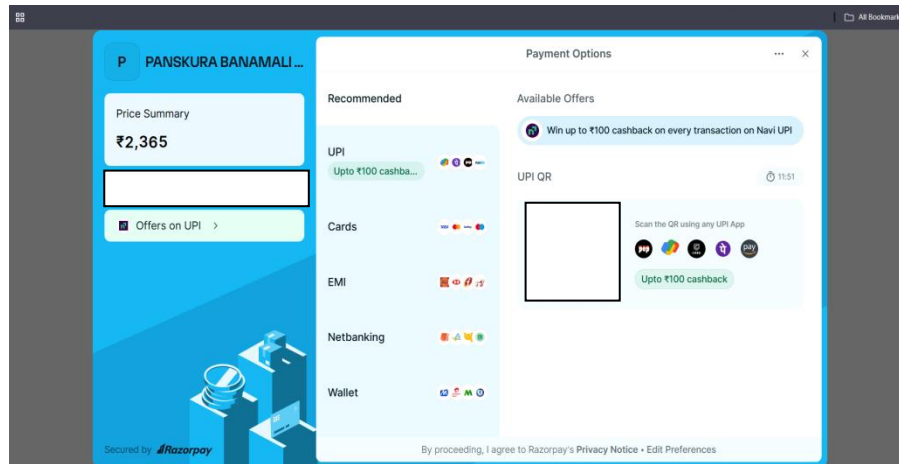
Pay	Transid	Payment	Amount
Pay	9	ADMISSION FEES	2365

Note: Please note that after completion of the online payment if you do not get the receipt please contact college office

with the transaction Id (will get after clicking on continue button) after 48 hrs. **Do Not Make Double Payment.**

☒ Tick to Confirm before payment

STUDENTS' FINAL CHECKING FOR FEES PAYMENT



FEES PAYMENT WINDOW

**** After payment, take a screenshot of the statement and keep it safely ****

**** After making a payment, you cannot make another payment within 48 hours. Do not attempt repeated payments—wait ****

**** If you face any problem in sending payment or getting the statement, contact the number below:**

TECHNICAL HELPLINE NO: 7003019646 (Available 10 AM – 7 PM on working days)

**** After payment, go to Fee Transaction -> Payment History to check your payment statement. If it does not appear immediately, wait and check again after 2–3 hours ****